

Intro 1

COMMAND (CW & CCW) 1

 Info 1

 Command 1

 Command 2

Feedback (EA, EB, EZ) 5

 info 5

 Encoder 5

Command & Feedback

x Command() Feedback()

Intro

- Command() Feedback() 가 Command , Feedback
- Command , Feedback Feedback

COMMAND (CW & CCW)

Info

- Command
- , OUT/DIR Command CW CCW CW/CCW
- DC/AC
- OUT/DIR CW CCW (Low/High)
- CW/CCW CW CCW 가 LOW HIGH ,
- 0 3 OUT/DIR 4 , 5 CW/CCW
- (Command Pulse) CW/CCW OUT/DIR Command 가

Command

- 가 , **Application I/O Setup** cmmCfgSetOutMode()

6가

Pulse & Direction Mode

Value	출력 형태			
	(+ 방향 운전 시		(- 방향 운전 시	
	CW pin	CCW pin	CW pin	CCW pin
0		(Low)		(High)
1		(Low)		(High)
2		(High)		(Low)
3		(High)		(Low)

CW & CCW Mode

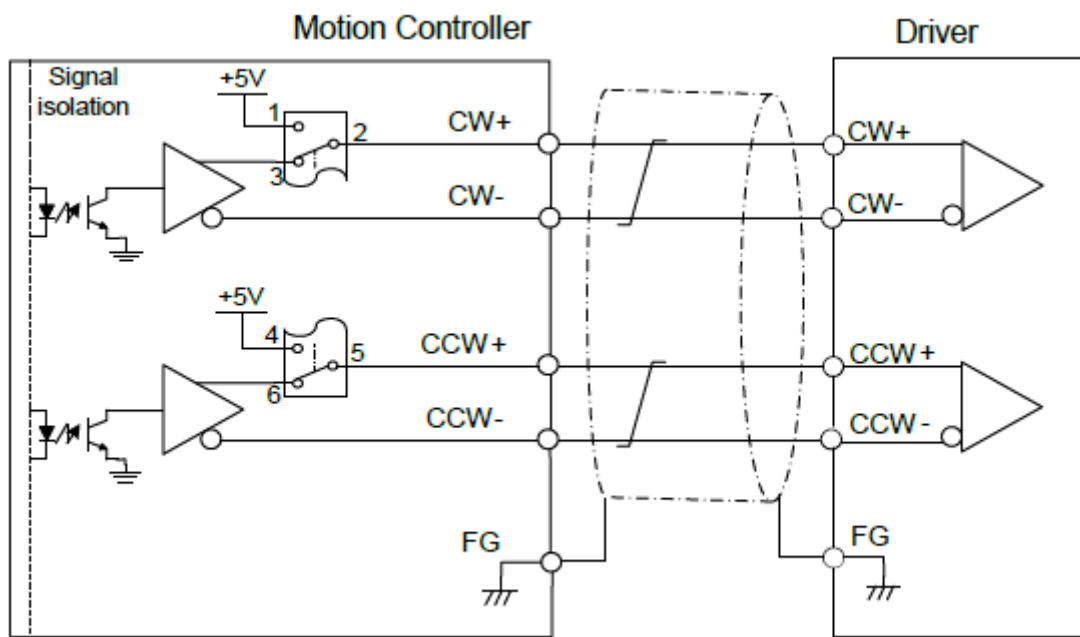
Value	출력 형태			
	(+ 방향 운전 시		(- 방향 운전 시	
	CW pin	CCW pin	CW pin	CCW pin
4		(Low)	(Low)	
5		(High)	(High)	

Command

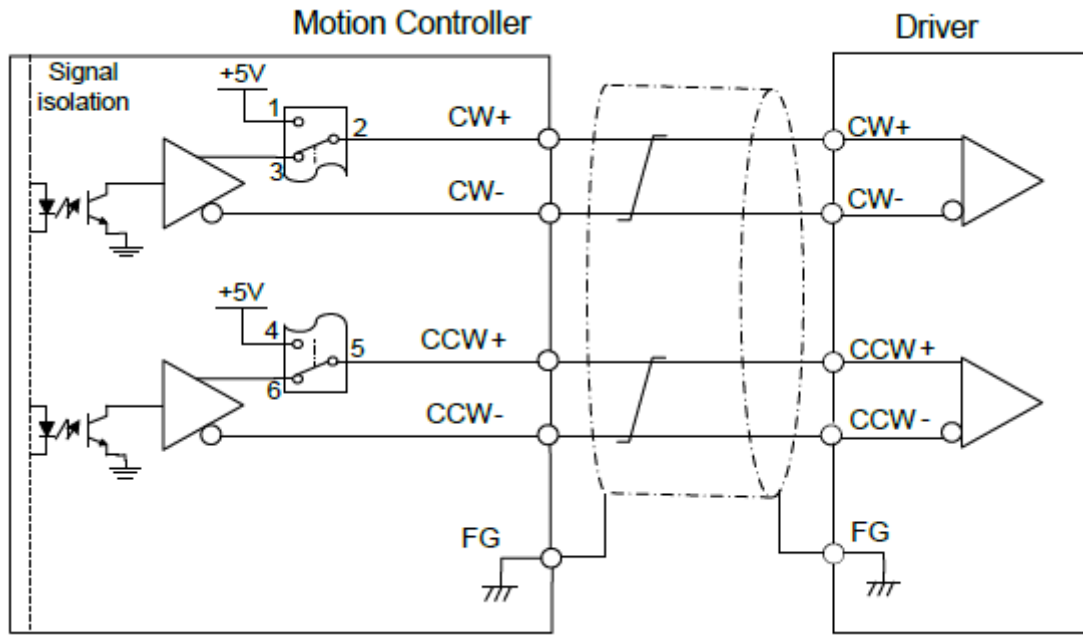
- CW (Collector) CCW (Open) 가 (Line Drive) 가
- 가

Line Drive

- Line Drive (AMP) Shielded Twisted pair type
- CW/CCW Line Drive - to line receiver



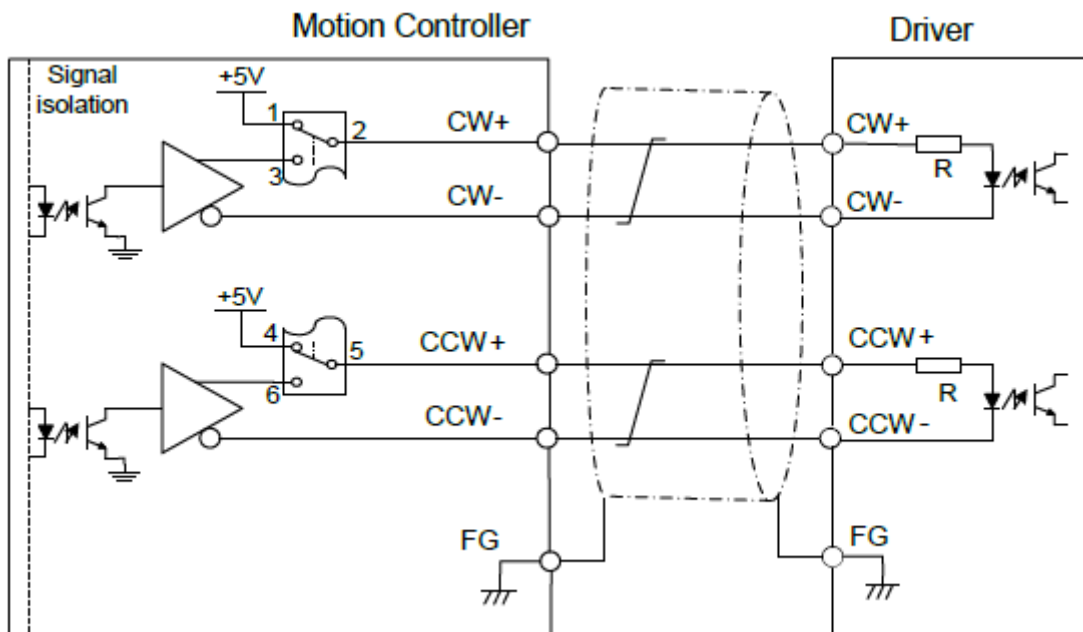
- CW/CCW Line Drive - to photo coupler



Open Collector

- Open Collector (AMP)
 , Shielded Twisted pair type .

- driver R open collector



Feedback (EA, EB, EZ)

info

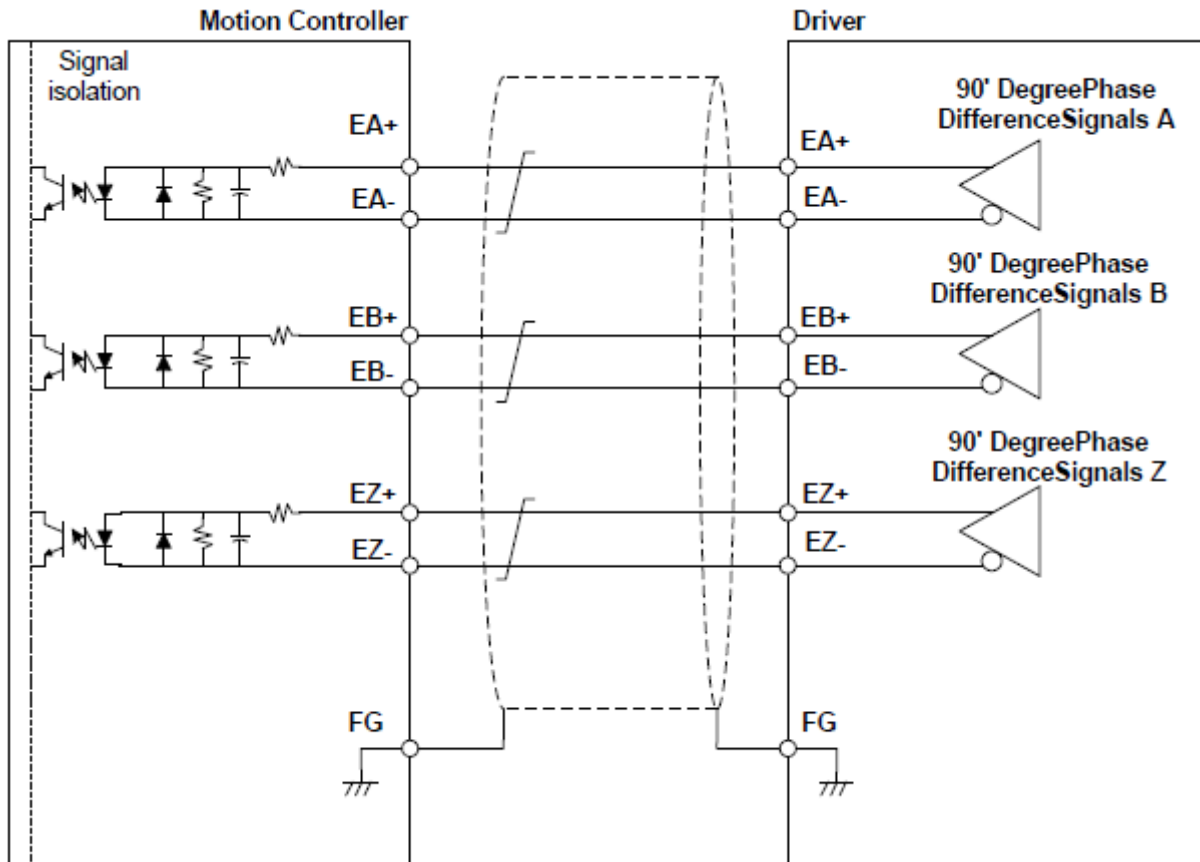
- Feedback
- A B 가 UP/DOWN 가 90
- 1 1 Z
- Feedback
- Feedback

Value	출력 형태	
	(+) 방향 운전 시	(-) 방향 운전 시
8		
9		

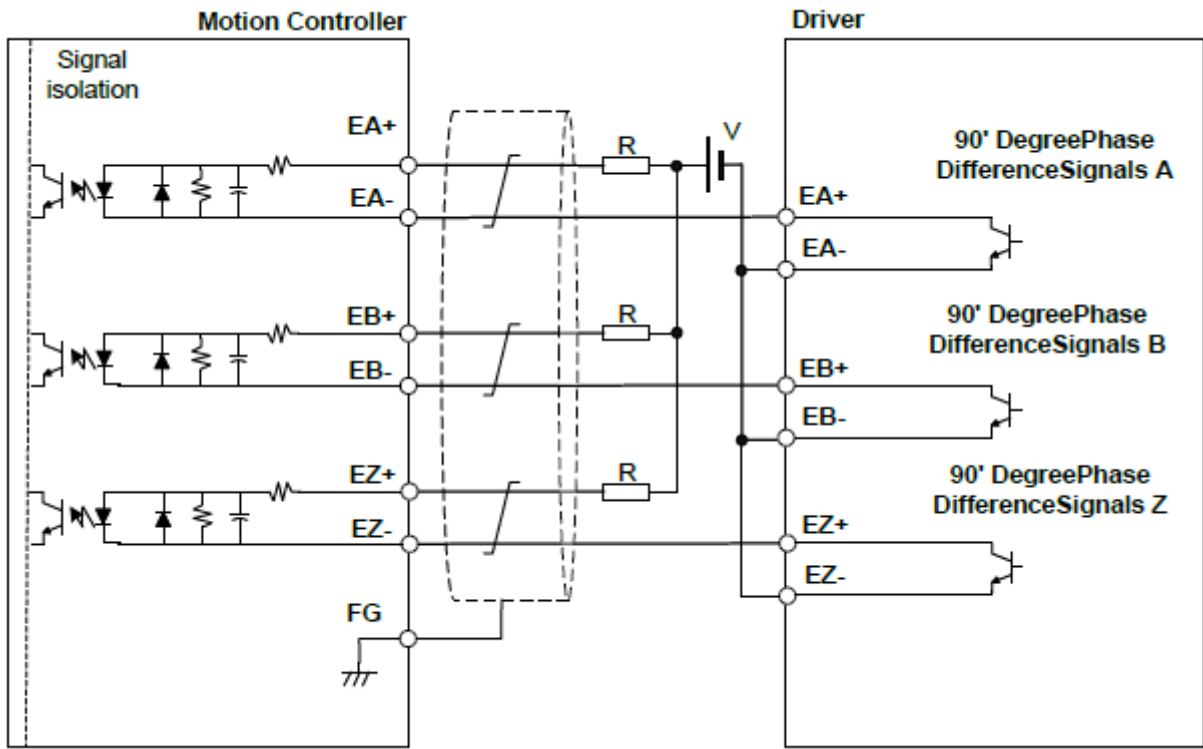
Encoder

- EA, EB, EZ 가
- EA, EB, EZ Phase-A, Phase-B, Index(Zero)-Pulse
- Z 가 RPM
- Line Drive , Shielded Twisted pair type

- Encoder - Line Drive



- Encoder - Open Collector



1)

외부 전원	외부 저항 R
+5V	1/4W, 100Ω
+12V	1/4W, 1KΩ
+24V	1/2W, 2.2KΩ

1)

IF = 10mA max

From:
<http://comizoa.com/info/> - -

Permanent link:
http://comizoa.com/info/doku.php?id=platform:pulse:info:interface:command_feedback&rev=1547183429

Last update: 2024/07/08 18:22